

Career Pathway Map: Accounting Statewide

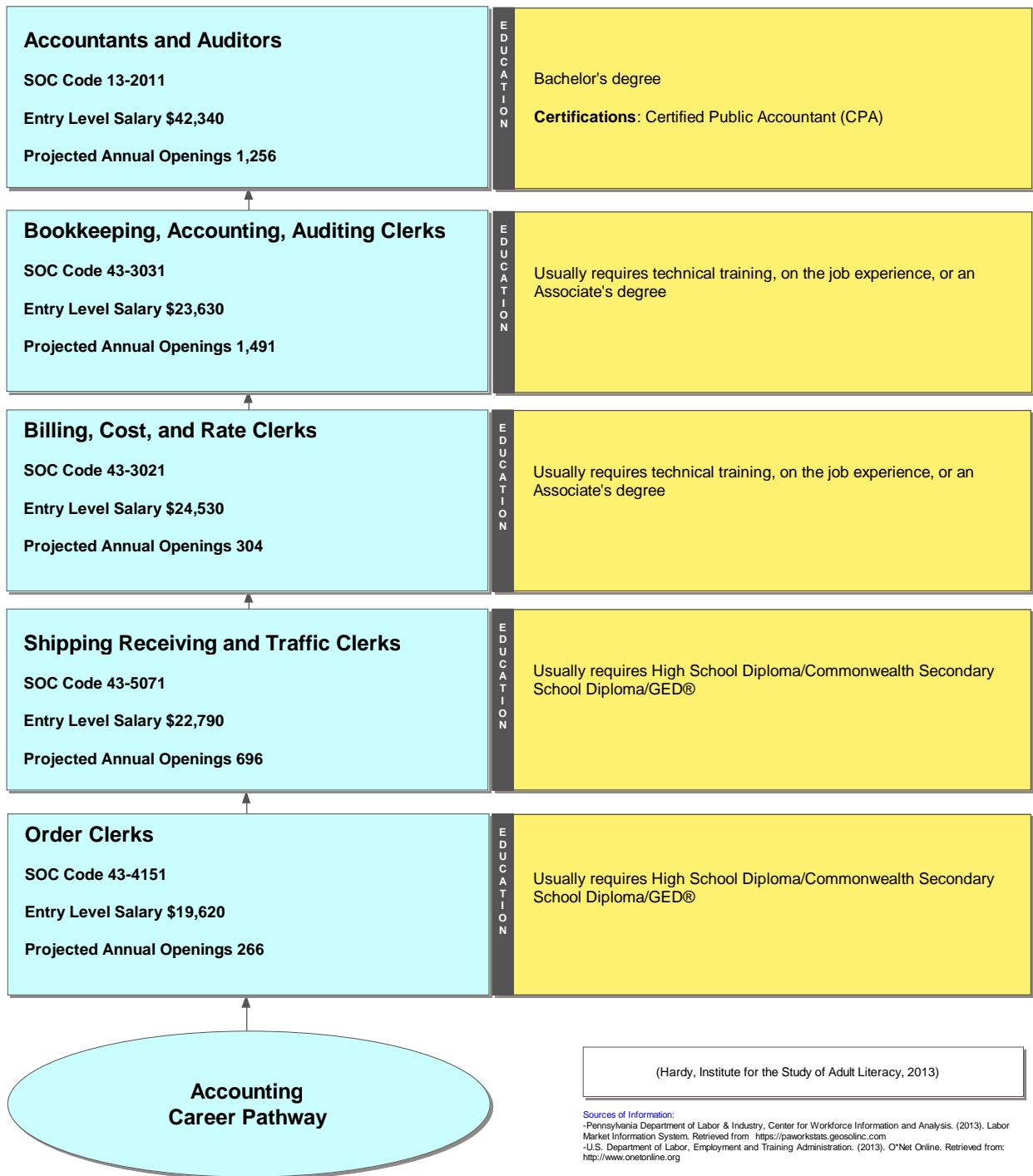
Information contained in this career pathways map encompasses the entire state of Pennsylvania. The information contains projections of anticipated openings, entry level salary, and job growth. Actual career pathways may look different depending on the individual and the local area job market.

Career Pathways programs provide:

- workplace skills instruction
- GED® Tests preparation
- academic skills specific to the industry
- entrance exam preparation
- postsecondary transition preparation
- English language skills instruction
- goal setting/case management support
- provide employability/soft skills instruction

Postsecondary education and training available through:

- Local Career and Technology Centers
- Local Business Schools
- Local Technical Schools
- Local Community Colleges
- Local Universities



Career Pathway Map: Computer Support Statewide

Information contained in this career pathways map encompasses the entire state of Pennsylvania. The information contains projections of anticipated openings, entry level salary, and job growth. Actual career pathways may look different depending on the individual and the local area job market.

Career Pathways programs provide:

- workplace skills instruction
- GED® Tests preparation
- academic skills specific to the industry
- entrance exam preparation
- postsecondary transition preparation
- English language skills instruction
- goal setting/case management support
- provide employability/soft skills instruction

Postsecondary education and training available through:

- Local Career and Technology Centers
- Local Business Schools
- Local Technical Schools
- Local Community Colleges
- Local Universities

Computer Systems Analysts

SOC Code 15-1121

Entry Level Salary \$55,542

Projected Annual Openings 929

E
D
U
C
A
T
I
O
N

Usually requires technical training, on the job experience, or an Associate's degree

Network and Computer Systems Administrator

SOC Code 15-1121

Entry Level Salary \$51,542

Projected Annual Openings 530

E
D
U
C
A
T
I
O
N

Usually requires technical training, on the job experience, or an Associate's degree

Database Administrators

SOC Code 15-1141

Entry Level Salary \$50,861

Projected Annual Openings 113

E
D
U
C
A
T
I
O
N

Usually requires technical training, on the job experience, or an Associate's degree

Computer User Support Specialist

SOC Code 15-1150

Entry Level Salary \$25,354

Projected Annual Openings 744

E
D
U
C
A
T
I
O
N

Usually requires High School Diploma/Commonwealth Secondary School Diploma/GED®

Computer Support Career Pathway

(Hardy, Institute for the Study of Adult Literacy, 2013)

Sources of Information:

- Pennsylvania Department of Labor & Industry, Center for Workforce Information and Analysis. (2013). Labor Market Information System. Retrieved from <https://paworkstats.geosollinc.com>
- U.S. Department of Labor, Employment and Training Administration. (2013). O*Net Online. Retrieved from: <http://www.onetonline.org>

Career Pathway Map: Customer Service Statewide

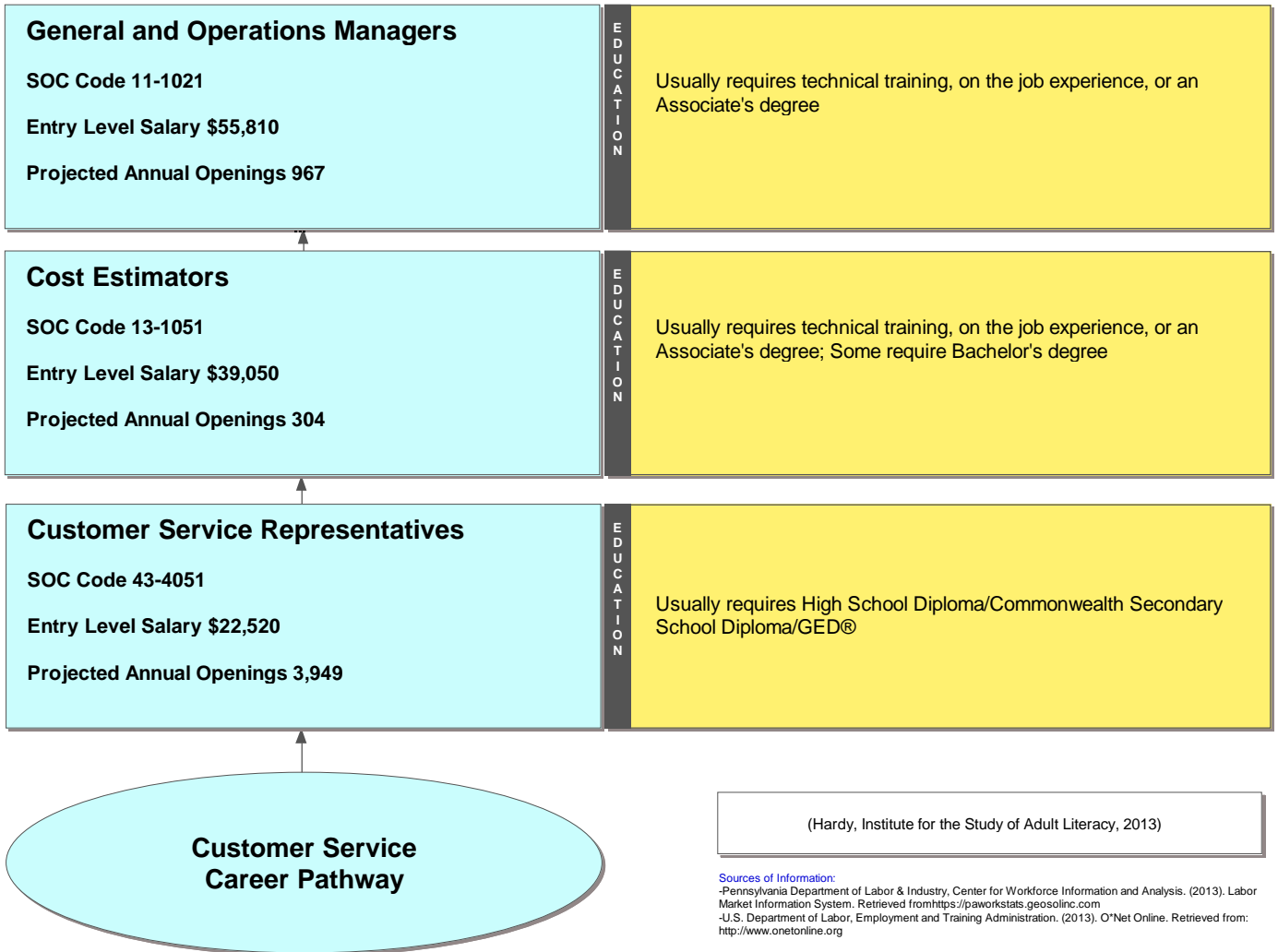
Information contained in this career pathways map encompasses the state of Pennsylvania. The information contains projections of anticipated openings and entry level salary. Actual career pathways may look different depending on the individual and the local area job market.

Career Pathways programs provide:

- workplace skills instruction
- GED® Tests preparation
- academic skills specific to the industry
- entrance exam preparation
- postsecondary transition preparation
- English language skills instruction
- goal setting/case management support
- provide employability/soft skills instruction

Postsecondary education and training available through:

- Local Career and Technology Centers
- Local Business Schools
- Local Technical Schools
- Local Community Colleges
- Local Universities



Career Pathway Map: Extraction Workers Statewide

Information contained in this career pathways map encompasses the entire state of Pennsylvania. The information contains projections of anticipated openings, entry level salary, and job growth. Actual career pathways may look different depending on the individual and the local area job market.

Career Pathways programs provide:

- workplace skills instruction
- GED® Tests preparation
- academic skills specific to the industry
- entrance exam preparation
- postsecondary transition preparation
- English language skills instruction
- goal setting/case management support
- provide employability/soft skills instruction

Postsecondary education and training available through:

- Local Career and Technology Centers
- Local Business Schools
- Local Technical Schools
- Local Community Colleges
- Local Universities

Supervisors of Construction Trades & Extraction Workers

SOC Code 47-1011

Entry Level Salary \$44,010

Projected Annual Openings 329

E D U C A T I O N

Usually requires technical training, on the job experience, or an Associate's degree

Construction Laborers and Material Movers

SOC Code 47-2061

Entry Level Salary \$21,850

Projected Annual Openings 416

E D U C A T I O N

Usually requires High School Diploma/Commonwealth Secondary School Diploma/GED®

Roustabouts, Oil and Gas

SOC Code 47-5071

Entry Level Salary \$24,070

Projected Annual Openings 61

E D U C A T I O N

Usually requires High School Diploma/Commonwealth Secondary School Diploma/GED®

Helpers-Extraction Workers

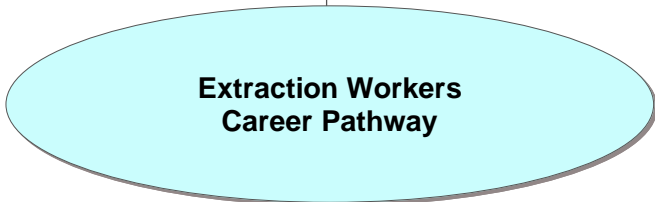
SOC Code 47-5081

Entry Level Salary \$24,680

Projected Annual Openings 33

E D U C A T I O N

Usually requires High School Diploma/Commonwealth Secondary School Diploma/GED®



(Hardy, Institute for the Study of Adult Literacy, 2013)

Sources of Information:
 -Pennsylvania Department of Labor & Industry, Center for Workforce Information and Analysis. (2013). Labor Market Information System. Retrieved from <https://paworkstats.geosolinc.com>
 -U.S. Department of Labor, Employment and Training Administration. (2013). O*Net Online. Retrieved from <http://www.onetonline.org>

Career Pathway Map: Maintenance Statewide

Information contained in this career pathways map encompasses the entire state of Pennsylvania. The information contains projections of anticipated openings, entry level salary, and job growth. Actual career pathways may look different depending on the individual and the local area job market.

Career Pathways programs provide:

- workplace skills instruction
- GED® Tests preparation
- academic skills specific to the industry
- entrance exam preparation
- postsecondary transition preparation
- English language skills instruction
- goal setting/case management support
- provide employability/soft skills instruction

Postsecondary education and training available through:

- Local Career and Technology Centers
- Local Business Schools
- Local Technical Schools
- Local Community Colleges
- Local Universities

Supervisors of Mechanics, Installers & Repairers

SOC Code 49-1011

Entry Level Salary \$45,390

Projected Annual Openings 350

E
D
U
C
A
T
I
O
N

Usually requires technical training, on the job experience, or an Associate's degree

Industrial Machinery Mechanics

SOC Code 49-9041

Entry Level Salary \$32,900

Projected Annual Openings 401

E
D
U
C
A
T
I
O
N

Usually requires technical training, on the job experience, or an Associate's degree

Certifications: Instrument Control Technology, Industrial Maintenance Technology

Maintenance Workers, Machinery

SOC Code 49-9043

Entry Level Salary \$28,040

Projected Annual Openings 217

E
D
U
C
A
T
I
O
N

Usually requires technical training, on the job experience, or an Associate's degree

Helpers - Installation, Maintenance & Repair Workers

SOC Code 49-9098

Entry Level Salary \$17,810

Projected Annual Openings 163

E
D
U
C
A
T
I
O
N

Usually requires High School Diploma/Commonwealth Secondary School Diploma/GED®

Maintenance Career Pathway

(Hardy, Institute for the Study of Adult Literacy, 2013)

Sources of Information:

- Pennsylvania Department of Labor & Industry, Center for Workforce Information and Analysis. (2013). Labor Market Information System. Retrieved from <https://paworkstats.geosolinc.com>
- U.S. Department of Labor, Employment and Training Administration. (2013). O*Net Online. Retrieved from: <http://www.onetonline.org>

Career Pathway Map: Mechanics Statewide

Information contained in this career pathways map encompasses the entire state of Pennsylvania. The information contains projections of anticipated openings, entry level salary, and job growth. Actual career pathways may look different depending on the individual and the local area job market.

Career Pathways programs provide:

- workplace skills instruction
- GED® Tests preparation
- academic skills specific to the industry
- entrance exam preparation
- postsecondary transition preparation
- English language skills instruction
- goal setting/case management support
- provide employability/soft skills instruction

Postsecondary education and training available through:

- Local Career and Technology Centers
- Local Business Schools
- Local Technical Schools
- Local Community Colleges
- Local Universities

National Institute for Automotive Service Excellence

...

Supervisors of Mechanics, Installers & Repairers

SOC Code 49-1011

Entry Level Salary \$45,390

Projected Annual Openings 350

E
D
U
C
A
T
I
O
N

Usually requires technical training, on the job experience, or an Associate's degree

Mobile Heavy Equipment Mechanics

SOC Code 49-3042

Entry Level Salary \$33,520

Projected Annual Openings 156

E
D
U
C
A
T
I
O
N

Usually requires technical training, on the job experience, or an Associate's degree

Certifications: Automotive Service Excellence Certification, Medium-Heavy Truck Certification

Bus, Truck and Diesel Engine Mechanics

SOC Code 49-3031

Entry Level Salary \$29,900

Projected Annual Openings 310

E
D
U
C
A
T
I
O
N

Usually requires technical training, on the job experience, or an Associate's degree

Certifications: Automotive Service Excellence Certification, Electrical Diesel Engine Diagnosis Specialist Certification

Automotive Master Mechanic

SOC Code 49-3023

Entry Level Salary \$23,960

Projected Annual Openings 904

E
D
U
C
A
T
I
O
N

Usually requires technical training, on the job experience, or an Associate's degree

Certifications: Automotive Service Excellence Certification, Automobile Light Truck Certification

Mechanic Career Pathway

(Hardy, Institute for the Study of Adult Literacy, 2013)

Sources of Information:

- Pennsylvania Department of Labor & Industry, Center for Workforce Information and Analysis. (2013). Labor Market Information System. Retrieved from <https://paworkstats.geosolinc.com>
- U.S. Department of Labor, Employment and Training Administration. (2013). O*Net Online. Retrieved from: <http://www.onetonline.org>

Career Pathway Map: Office Workers Statewide

Information contained in this career pathways map encompasses the entire state of Pennsylvania. The information contains projections of anticipated openings, entry level salary, and job growth. Actual career pathways may look different depending on the individual and the local area job market.

Career Pathways programs provide:

- workplace skills instruction
- GED® Tests preparation
- academic skills specific to the industry
- entrance exam preparation
- postsecondary transition preparation
- English language skills instruction
- goal setting/case management support
- provide employability/soft skills instruction

Postsecondary education and training available through:

- Local Career and Technology Centers
- Local Business Schools
- Local Technical Schools
- Local Community Colleges
- Local Universities

Supervisors of Office and Administrative Support Workers

SOC Code 43-1011

Entry Level Salary \$34,630

Projected Annual Openings 1,069

E
D
U
C
A
T
I
O
N

Usually requires technical training, on the job experience, or an Associate's degree

Executive Secretaries and Administrative Assistants

SOC Code 43-6011

Entry Level Salary \$33,560

Projected Annual Openings 776

E
D
U
C
A
T
I
O
N

Usually requires technical training, on the job experience, or an Associate's degree

Secretaries and Administrative Assistants

SOC Code 43-6014

Entry Level Salary \$22,160

Projected Annual Openings 1,498

E
D
U
C
A
T
I
O
N

Usually requires technical training, on the job experience, or an Associate's degree

Office Clerks

SOC Code 43-9061

Entry Level Salary \$19,200

Projected Annual Openings 3,261

E
D
U
C
A
T
I
O
N

Usually requires High School Diploma/Commonwealth Secondary School Diploma/GED®

Office Workers Career Pathway

(Hardy, Institute for the Study of Adult Literacy, 2013)

Sources of Information:

- Pennsylvania Department of Labor & Industry, Center for Workforce Information and Analysis. (2013). Labor Market Information System. Retrieved from <https://paworkstats.geosolinc.com>
- U.S. Department of Labor, Employment and Training Administration. (2013). O*Net Online. Retrieved from: <http://www.onetonline.org>

Career Pathway Map: Computer Programmers Statewide

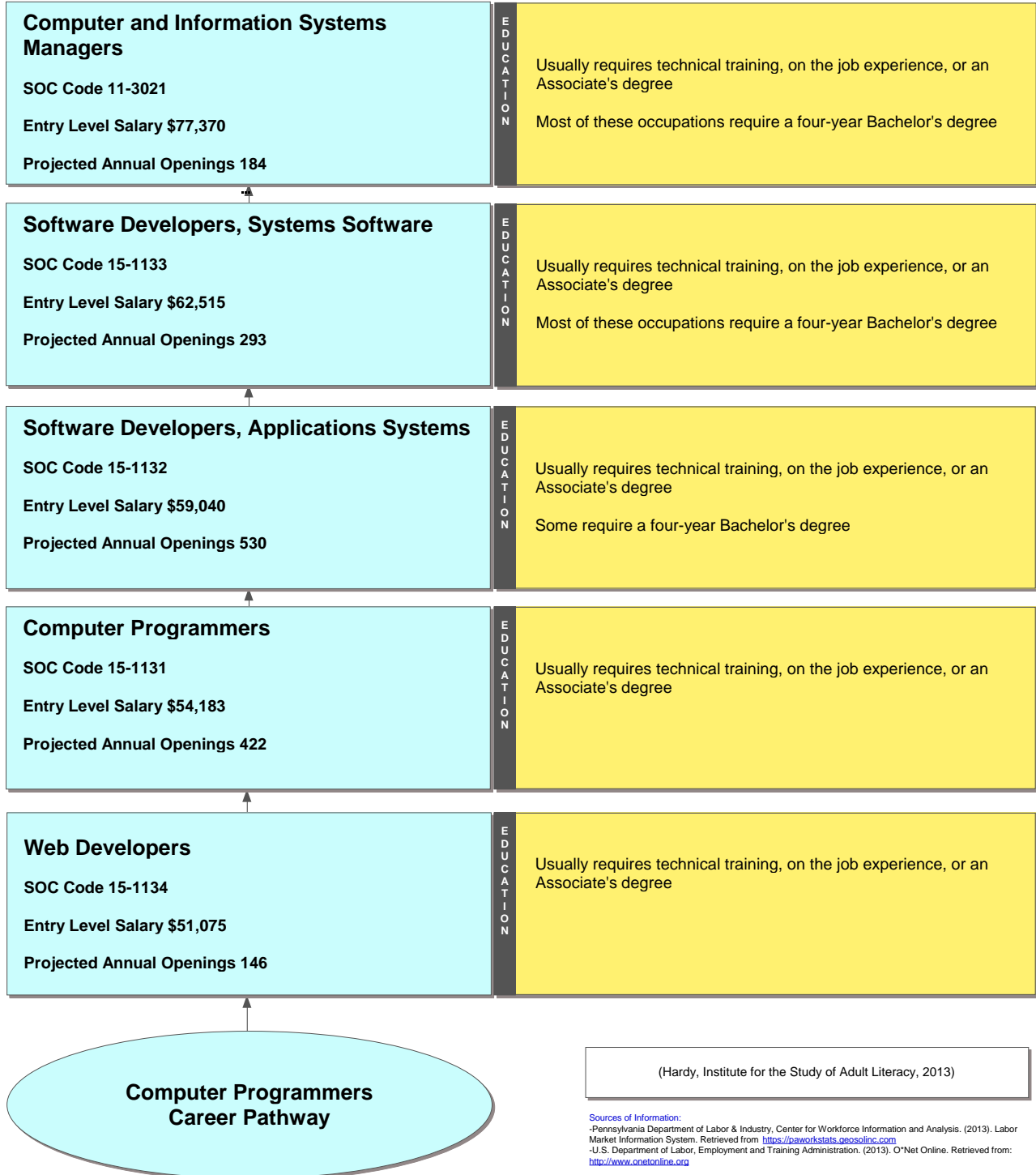
Information contained in this career pathways map encompasses the entire state of Pennsylvania. The information contains projections of anticipated openings, entry level salary, and job growth. Actual career pathways may look different depending on the individual and the local area job market.

Career Pathways programs provide:

- workplace skills instruction
- GED® Tests preparation
- academic skills specific to the industry
- entrance exam preparation
- postsecondary transition preparation
- English language skills instruction
- goal setting/case management support
- provide employability/soft skills instruction

Postsecondary education and training available through:

- Local Career and Technology Centers
- Local Business Schools
- Local Technical Schools
- Local Community Colleges
- Local Universities



Career Pathway Map: Sales Statewide

Information contained in this career pathways map encompasses the entire state of Pennsylvania. The information contains projections of anticipated openings, entry level salary, and job growth. Actual career pathways may look different depending on the individual and the local area job market.

Career Pathways programs provide:

- workplace skills instruction
- GED® Tests preparation
- academic skills specific to the industry
- entrance exam preparation
- postsecondary transition preparation
- English language skills instruction
- goal setting/case management support
- provide employability/soft skills instruction

Postsecondary education and training available through:

- Local Career and Technology Centers
- Local Business Schools
- Local Technical Schools
- Local Community Colleges
- Local Universities

Sales Managers

SOC Code 11-2022

Entry Level Salary \$61,060

Projected Annual Openings 228

E
D
U
C
A
T
I
O
N

Most require Bachelor's degree

Sales Representatives, Wholesale and Manufacturing

SOC Code 41-4012

Entry Level Salary \$35,610

Projected Annual Openings 2,007

E
D
U
C
A
T
I
O
N

Some require Bachelor's degree

Order Fillers, Wholesale and Retail Sales

SOC Code 43-5081

Entry Level Salary \$16,990

Projected Annual Openings 1,704

E
D
U
C
A
T
I
O
N

Usually requires High School Diploma/Commonwealth Secondary School Diploma/GED®

Customer Service Representatives

SOC Code 43-4051

Entry Level Salary \$22,520

Projected Annual Openings 3,949

E
D
U
C
A
T
I
O
N

Usually requires High School Diploma/Commonwealth Secondary School Diploma/GED®

Sales
Career Pathway

(Hardy, Institute for the Study of Adult Literacy, 2013)

Sources of Information:

- Pennsylvania Department of Labor & Industry, Center for Workforce Information and Analysis. (2013). Labor Market Information System. Retrieved from <https://paworkstats.geosolinc.com>
- U.S. Department of Labor, Employment and Training Administration. (2013). O*Net Online. Retrieved from: <http://www.onetonline.org>

Career Pathway Map: Shipping and Receiving Statewide

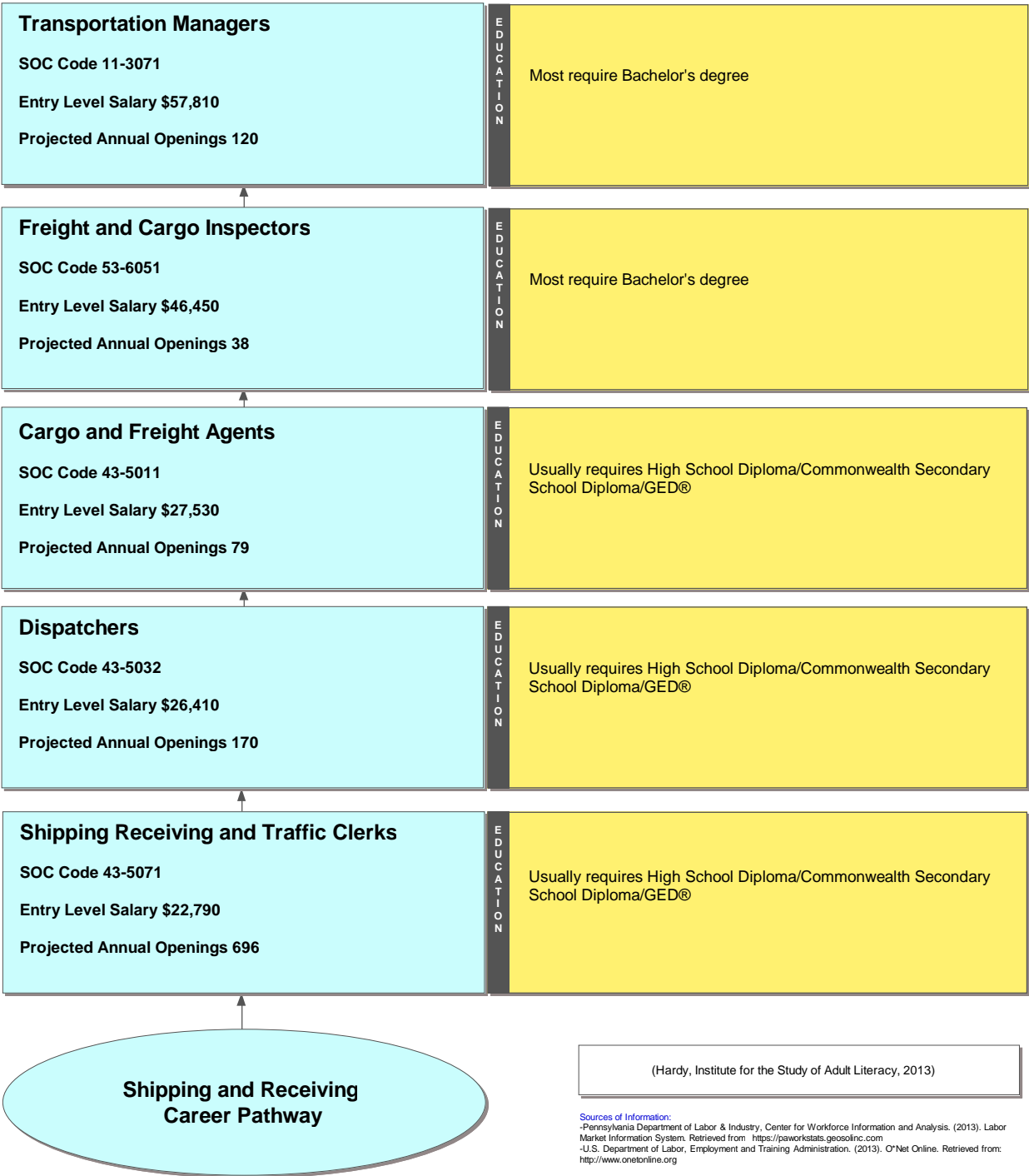
Information contained in this career pathways map encompasses the entire state of Pennsylvania. The information contains projections of anticipated openings, entry level salary, and job growth. Actual career pathways may look different depending on the individual and the local area job market.

Career Pathways programs provide:

- workplace skills instruction
- GED® Tests preparation
- academic skills specific to the industry
- entrance exam preparation
- postsecondary transition preparation
- English language skills instruction
- goal setting/case management support
- provide employability/soft skills instruction

Postsecondary education and training available through:

- Local Career and Technology Centers
- Local Business Schools
- Local Technical Schools
- Local Community Colleges
- Local Universities



Career Pathway Map: Surveyors Statewide

Information contained in this career pathways map encompasses the entire state of Pennsylvania. The information contains projections of anticipated openings, entry level salary, and job growth. Actual career pathways may look different depending on the individual and the local area job market.

Career Pathways programs provide:

- workplace skills instruction
- GED® Tests preparation
- academic skills specific to the industry
- entrance exam preparation
- postsecondary transition preparation
- English language skills instruction
- goal setting/case management support
- provide employability/soft skills instruction

Postsecondary education and training available through:

- Local Career and Technology Centers
- Local Business Schools
- Local Technical Schools
- Local Community Colleges
- Local Universities

Architectural and Engineering Managers

SOC Code 11-9041

Entry Level Salary \$83,330

Projected Annual Openings 112

E
D
U
C
A
T
I
O
N

Master's degree

Environmental Engineers

SOC Code 17-2081

Entry Level Salary \$54,470

Projected Annual Openings 114

E
D
U
C
A
T
I
O
N

Master's degree

Surveyors

SOC Code 17-1022

Entry Level Salary \$35,070

Projected Annual Openings 83

E
D
U
C
A
T
I
O
N

Bachelor's degree

Surveying & Mapping Technicians

SOC Code 17-3031

Entry Level Salary \$27,760

Projected Annual Openings 40

E
D
U
C
A
T
I
O
N

Usually requires technical training, on the job experience, or an Associate's degree

Surveyors Career Pathway

(Hardy, Institute for the Study of Adult Literacy, 2013)

Sources of Information:

- Pennsylvania Department of Labor & Industry, Center for Workforce Information and Analysis. (2013). Labor Market Information System. Retrieved from <https://paworkstats.geosolinc.com>
- U.S. Department of Labor, Employment and Training Administration. (2013). O*Net Online. Retrieved from: <http://www.onetonline.org>